




Six-Streets (re)White

**Understanding, valuing  
and working with diversity  
to bring the community together !**

**Main Concept**

The design concept is dividing the public space of Prosperous Garden into 2 parts (a central square and platform on the first floor). In the central square, the circular interactive pavilion will be the main axis to divide the excessively large space into a flexible and reusable space, and to complement the original square seating with a little renovation, so that the elderly and children can be gathered closer.

The first floor platform will be redeveloped for urban farm. It can not only can increase the opportunities for the elderly and children to get along through planting, but also improve the cohesion of the community. Farming can be a leisure activity for the elderly to have exercise. At the same time, It also cultivates the patience, concentration and physique of the children. High-table banquets will be held regularly to eat the food that they have farmed so hard to learn from the preciousness of food.



**Overall Plan**

1. Interactive Pavilion
2. Renovated Amphitheatre
3. Urban Landscape
4. High-table Dinner Setup
5. Floor Guide
6. Urban Farm

**Interactive Panel**


The base panel is an monitor with concealed projector. It has a transparent safety mat layer on the top of the monitor which can prevent the accident for kids and elderly. The color can be changed in response to different activities. In the evening, residents can walk to the window and use their mobile phones to express their opinions in response to different issues and it will show in the panel. This not only helps to improve the ethical relations, but also allow everyone to express their opinions about their community. For the projector part, the projector will project the image on the fabric, and then cooperate with the instructions on the base panel for different interactive events.

**OT O 到岩岩岩**  
今日地觸特別迫!  
今晚好好戲!  
我的港兒今天錯裝開學!  
今晚天氣好熱!  
又熱又濕先岩!

**有冇廚食嘍? support!**  
使唔使錢嘍?  
即刻打俾個孫先  
今晚星期日晚上3:00, 會將社區活動中心變換, 到時見!  
支持支持  
See you guys!



View towards Interactive Pavilion



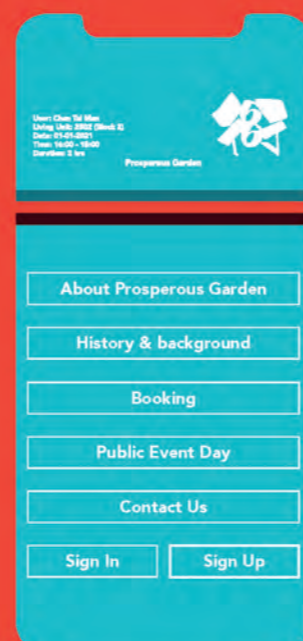
Start with your Smartphone  
Switch to your camera



Scan the QR Code  
The QRcode will be post to the website of Prosperous Garden, and it will be also pinned in the entrance of each building blocks to make sure all the residents can find the apps



PGPS (PROSPEROUS GARDEN PUBLIC SPACE) Apps  
Once the apps has been downloaded, you will see the logo of the renovation project of the public space of Prosperous Garden.



Sign Up for PGPS APPS  
Press the right bottom for new user to sign up.  
\*Non-residents can also sign up for the apps, but they have a lower priority of booking public space



EASY Sign Up  
Considering the some of the elderly are not able to read English, both English and Chinese version are prepared for them. Also the layout of the sign up page has been simplified for using only 1 step to sign up.



Play space Booking  
After sign up page, you can press booking to reserve the space that you want. It also requires to choose the time and the number of the unit.



Program Selection  
There is 6 different categories of interactive programs can be chosen, each of the category has about 100 programs for you to choose



Program Confirmation  
The apps will stimulate the program that you choose. A reminder will mark in your calendar and a message will be sent to you 1 hour before the booking time